

QUARTERLY PHYSICAL REPORT OF OPERATION
As of June 30, 2022

State Universities and Colleges (SUCs)

Agency :

< not applicable >

Organization Code (UACS)

:

Particulars	UACS CODE	Physical Target (Budget Year)					Physical Accomplishment (Budget Year)					Variance	Remarks
		1st Quarter	2nd Quarter	3rd Quarter	4th Quarter	Total	1st Quarter	2nd Quarter	3rd Quarter	4th Quarter	Total		
1	2	3	4	5	6	7	8	9	10	11	12	13	14
HIGHER EDUCATION PROGRAM	31010000000000												
OO : Relevant and quality tertiary education ensured to achieve inclusive													
Outcome Indicators													
1. Percentage of first-time licensure exam takers that pass the licensure exams		20%	20%	20%	20%	20% (49/242)	68.49%	57.14%	0%	0%	57.14%		208/264
2. Percentage of graduates (2 years prior) that are employed		10%	15%	30%	30%	85% (368/432)	10%	12%	0%	0%	22.00%		329/1484
Output Indicators													
1. Percentage of undergraduate students enrolled in CHED-identified and RDC-identified priority programs		0%	0%	50%	0%	50% (8,412/16,823)	83.14%	83.14%	0%	0%	83.14%		16,189/19,473
2. Percentage of undergraduate programs with accreditation		100%	100%	100%	100%	100% (33/33)	100%	100%	0%	0%	100.00%		32/32
ADVANCED EDUCATION PROGRAM	32010000000000												
OO : Higher education research improved to promote economic													
Outcome Indicator													
1. Percentage of graduate school faculty engaged in research work applied in any of the following:													
a. pursuing advanced research degree programs (Ph.D) or		100%	0%	0%	0%	100% (1/1)	100%	0%	0%	0%	100.00%		45/45
b. actively pursuing within the last three (3) years (Investigative research, basic and applied scientific research, policy research, social science research) or						N/A							
c. producing technologies for commercialization or livelihood improvement or						N/A							
d. whose research work resulted in an extension program						N/A							
Output Indicators													
1. Percentage of graduate students enrolled in research degree programs		100%	0%	0%	0%	100% (600/600)	100%	0%	0%	0%	100.00%		589/589
2. Percentage of accredited graduate programs		100%	100%	100%	100%	100% (10/10)	100%	100%	0%	0%	100.00%		10/10
RESEARCH PROGRAM	32020000000000												
OO : Higher education research improved to promote economic													
Outcome Indicator													
1. Number of research outputs in the last three years utilized by the industry or by other beneficiaries		1	2	0	2	5	3	11	0	0	14		
Output Indicators													
1. Number of research outputs completed within the year		0	11	0	19	30	0	9	0	0	9		


State Universities and Colleges (SUCs)


Agency :


< not applicable >

Organization Code (UACS) :

Particulars	UACS CODE	Physical Target (Budget Year)					Physical Accomplishment (Budget Year)					Variance	Remarks
		1st Quarter	2nd Quarter	3rd Quarter	4th Quarter	Total	1st Quarter	2nd Quarter	3rd Quarter	4th Quarter	Total		
1	2	3	4	5	6	7	8	9	10	11	12	13	14
2. Percentage of research outputs published													
in internationally-refereed or CHED													
recognized journal within the year		0%	3%	0%	6%	9% (8/83)	1.54%	2.51%	0%	0%	4.05%		3/74
TECHNICAL ADVISORY EXTENSION PROGRAM	330100000000000												
OO : Community engagement increased													
Outcome Indicator													
1. Number of active partnerships with LGUs,													
industries, NGOs, NGAs, SMEs, and													
other stakeholders as a result of													
extension activities		7	8	15	3	33	8	15	0	0	23		
Output Indicators													
1. Number of trainees weighted by the													
length of training		533	800	1,065	267	2,665	589	1010	0	0	1599		
2. Number of extension programs organized													
and supported consistent with the SUC's													
mandated and priority programs		22	33	43	12	110	25	45	0	0	70		
3. Percentage of beneficiaries who rate the													
training course/s as satisfactory or higher													
in terms of quality and relevance		100%	100%	100%	100%	100% (1,150/1,150)	100%	100%	0%	0%	100.00%		641/641

Prepared By: 
 DR. MERVIN P. MOHAMMED
 PLANNING OFFICER
 Date: JULY 12, 2022

In coordination with: 
 JASPER A. YAUDER, CPA
 BUDGET OFFICER
 Date: 7/12/22

Approved By: 
 DR. ARNOLD E. VELASCO
 AGENCY HEAD
 Date: